



Welcome to English Class



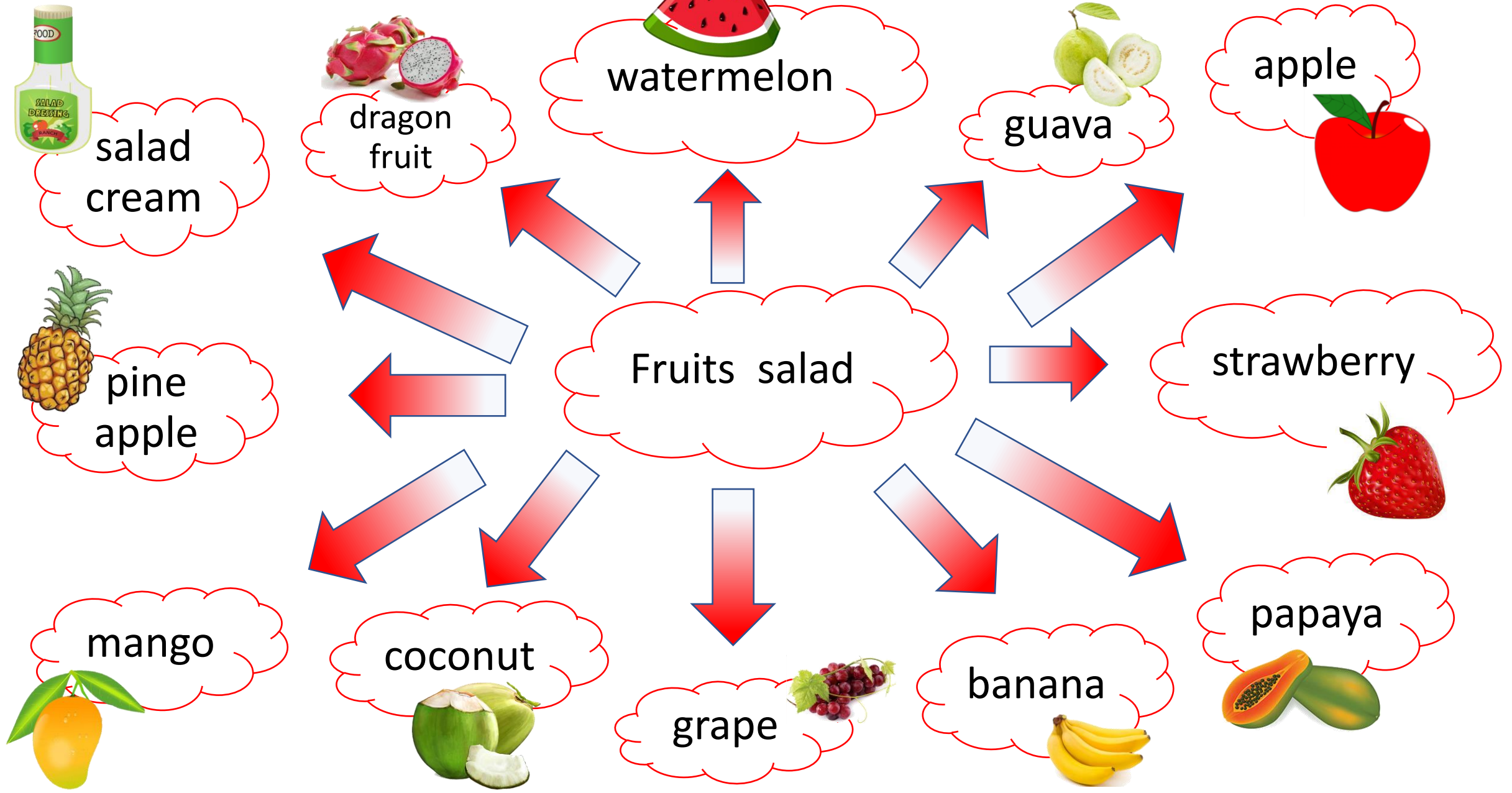
Primary 2

By .. Teacher Daraporn Kattiya

Baansankamphaeng School

Fruits salad






salad cream




dragon fruit




watermelon



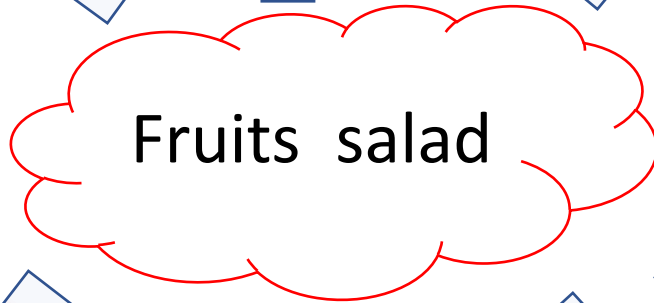
guava



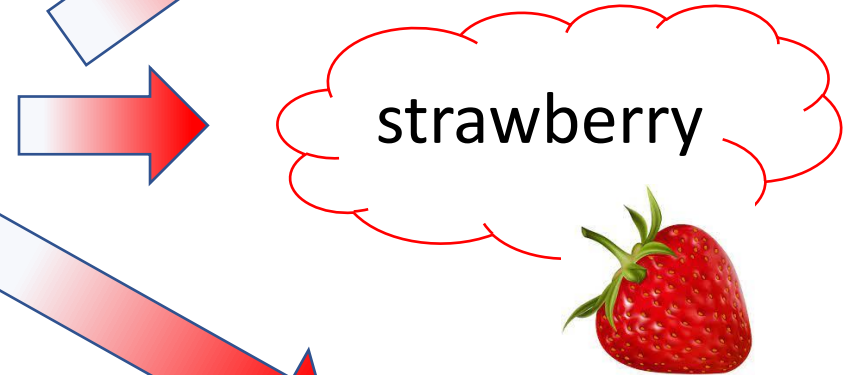
apple



pine apple




Fruits salad



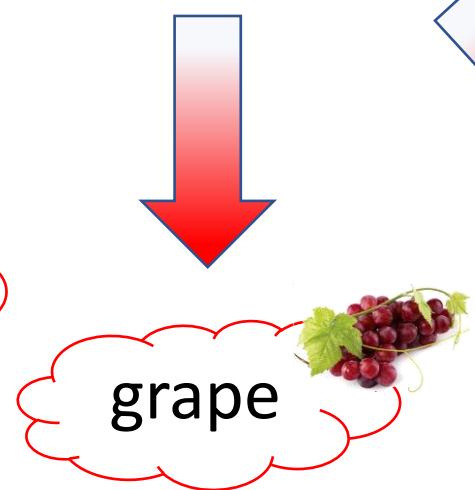
strawberry




mango




coconut



grape



banana



papaya

Do you like fruits salad



Let's know the verbs.






wash

ล้าง



peel

ปอก



cut

ตัด หั่น



slice

ฝาน



stir

คน



Put in

ใส่ ลงไป



taste

ชิม



eat

รับประทาน

How to make fruits salad.



1

Wash apple , strawberry and mango.





Peel apple and mango



3


Cut apple , strawberry and mango into a dice shape



4

Put the fruits in a bowl.






Put salad cream into the bowl.





Stir well and taste.





Let's eat.



Unit test

Choose the best answers.

1. What fruit is yellow ?

strawberry

banana

grape

2.




There are grape , guava and jackfruit.

There are grape , orange and jackfruit.

There are grape , guava and durian.

3.



taste

wash

cut

4.



peel

wash

slice

5. What you cannot put in a salad bowl ?

salad cream

watermelon

knife